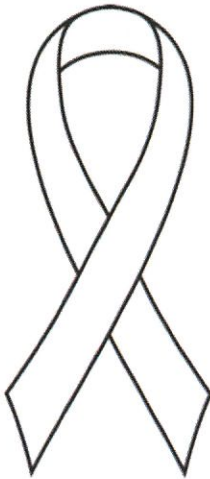
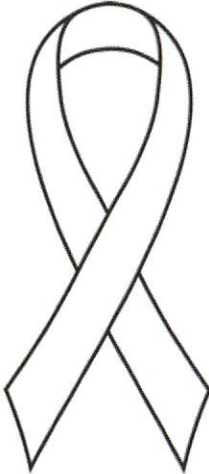




Blue Ribbons for Child Abuse Prevention

Directions: Color and decorate the ribbons to recognize this special month. You can write a message on the large ribbon that tells others what they can do to prevent child abuse or why child safety matters to you. When you are finished, you may display or share the 3 ribbons.




Keeping Kids Safe


Coloring Page



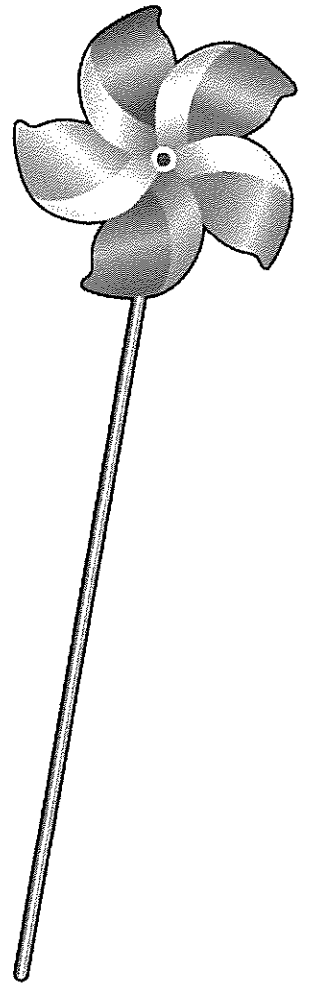
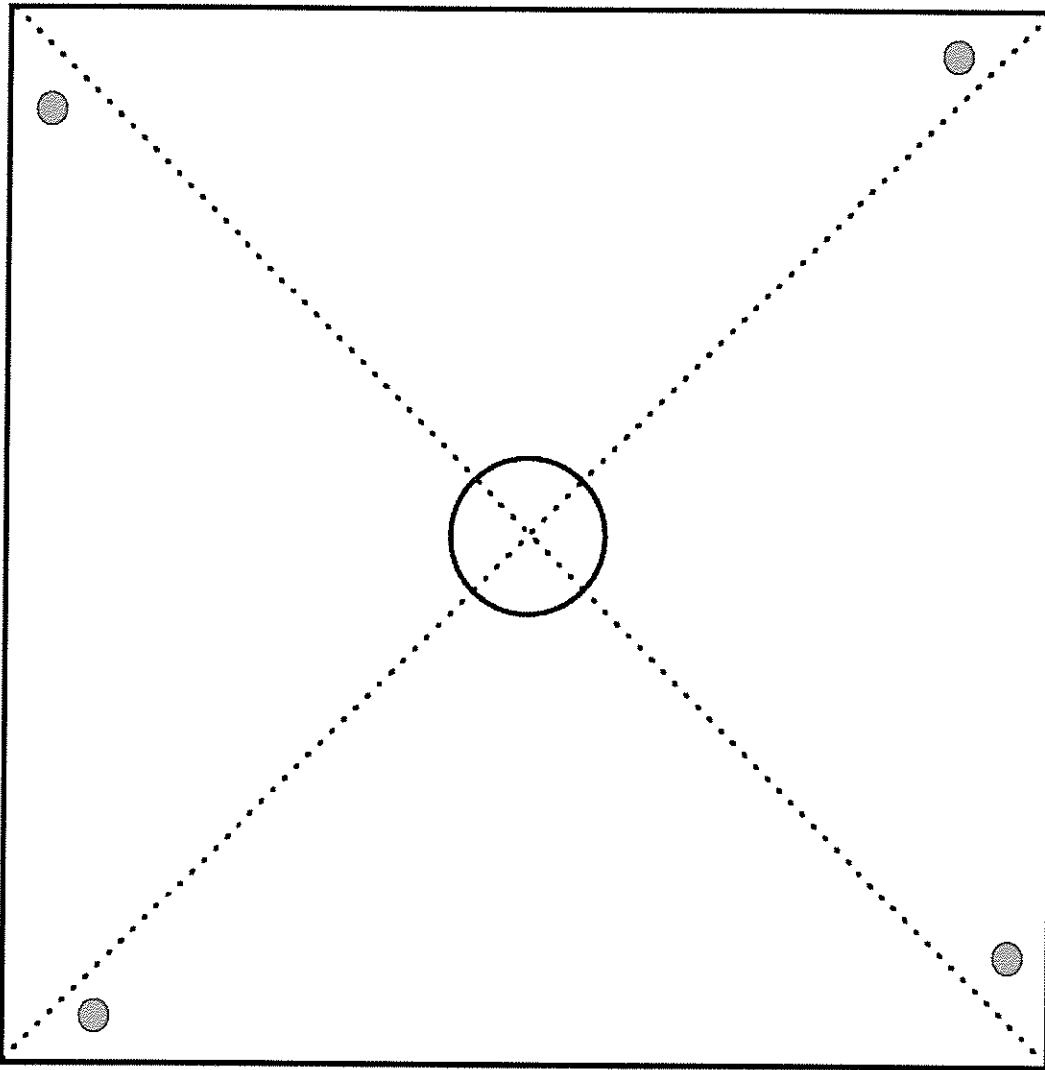
Name:



PINWHEEL COLORING SHEET



Make Your Own Pinwheel Activity Sheet



What you'll need:

- ▶ A pencil with eraser
- ▶ 8 1/2 x 11 sheet of construction paper
- ▶ Scissors
- ▶ Colored pencils or markers
- ▶ Paper fastener
- ▶ Plastic drinking straw

How to make a pinwheel:

1. Print the pinwheel pattern. You can reproduce this pattern on white construction paper with a copy machine. Be sure to cut the construction paper to 8 1/2 in. by 11 in.
2. Cut-out the pinwheel on the solid lines only.
3. Decorate both sides of the construction paper pinwheel.
4. Cut the dotted lines from the four corners to the center circle. Try not to cut into the center circle.

5. Use the sharpened pencil to poke a hole through the four tiny dark circles. The pencil point also works well to poke a hole into the straw. Carefully push the pencil point through the straw about 1/2 inch from the top.
6. Make the tiny holes on the four points meet at the center circle.
7. Push the ends of the paper fastener through the holes on the pinwheel, then push the fastener through the center circle.
8. Place the straw on the back side of your pinwheel and push the ends of the fastener through the hole in the straw. Open-up the fastener by flattening the ends in opposite directions.

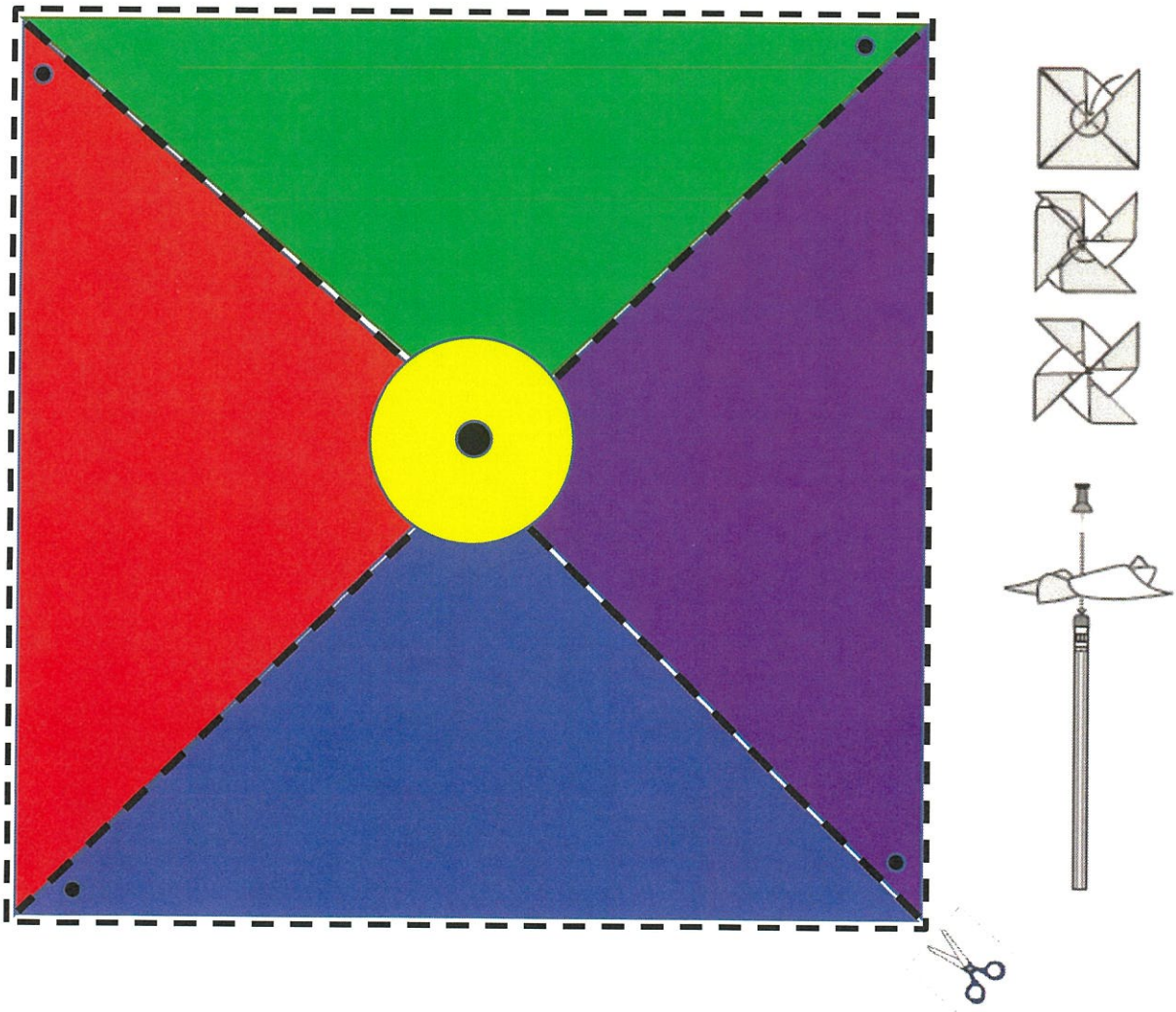
*Now you are ready to try-out your beautiful pinwheel.
All you will need is a little bit of wind to make your pinwheel spin round and round. Have fun!*


Keeping Kids Safe

Pinwheel Template

You need: , a  and a 

1. Cut out the pinwheel. Then cut along the diagonal, dashed lines.
2. Use the pushpin to poke holes in the center of the pinwheel and in the four corners. Twist the pin to make the holes smooth. This will help your pinwheel spin.
3. Stick the pushpin through each of the corner holes, through the center hole, then into the top of the pencil eraser. (See drawing.)
4. Let your child blow the pinwheel. Watch it spin! Ask: What do you notice? What is making pinwheel spin? Can you make it spin faster? Slower? Can you make it spin in the opposite direction? How?





PINWHEEL GARDENS
STAND FOR EVERY CHILD'S
RIGHT TO BE SAFE, LOVED, and RESPECTED

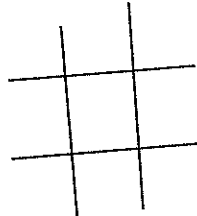
EVERY CHILD HAS A RIGHT TO LIVE

Copyright: The Mama Bear Effect, Inc. 2021. TheMamaBearEffect.com



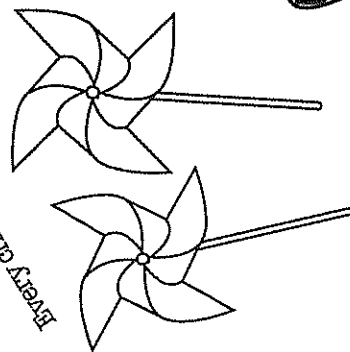
SAFE

free from harm, danger or threats




RESPECTED

Every child's body and feelings should be valued and treated with kindness



Pinwheel Gardens are planted in April to raise awareness for every child's right to be safe and loved.



Special, appreciated, and loved for

LOVED

What is body safety?

- Body Safety** is about keeping private parts private and every child's right to be the boss of their body.
- children have a right to **Consent** - that means to say "yes" or "no" to affection and unnecessary touches - like tickles.
- children and adults should have **Privacy** when dressing, or using the bathroom.
- Your **Instinct** is your body's way of telling you when it feels nervous that a person or situation may not be safe.
- No one should tell a child to keep a **Secret**. Surprises are okay, like a party, because eventually everyone knows.
- Your **Safety Circle** is a group of adults who know and support Body Safety.
- It's never too late to **Tell** someone in your Safety Circle if you feel someone has broken or may break a body safety rule.
- Children are **Innocent** and are never to blame if a body safety rule is broken.

BODY SAFETY WORD SEARCH

W L W A J L Q V I S U D S L
 R O R K I Q H P H Z A R N O V
 C Y I Z Z I Z Q V S F U N B V
 Y K I N D U V C Y P E I R G F
 R W S N N X R O K X T I G H I
 O V Q T S O B N N Z Y B A W M
 P P S E M T C S V L C O A J U
 A R I L N F I E B B I R Y O U O
 V U F V O U U O H J T L A L P B
 H J T M A C O B B D E F I C N
 E L J W H C T Y G S X Z E I T X
 N F A S C T Y G S X Z E I T X
 V N O S E C R E T S X T T O R D
 T R N Z W Q P I H H Y G C L

BODY SAFETY **CONSENT**
PRIVACY **INSTINCT**
SECRET **SAFETY CIRCLE**
TELL **INNOCENT**

**B
O
D
Y
S
A
F
E
T
Y**

X U N F S V G O E M P A T H Y B C J M X
 O T X U A X H J W Y V L K O L H O P N M
 V B M Z F A R E H P H E U N A F N R T F
 C B Z T E L Q X A J E K B L A E S I R W
 V S T W T Q D N O S E C R E T S E V F I
 D J P T Y R R W I R B D R J Z L N A D S
 Q K T Z C B P B Y A T E N I L G T T R I
 G A T J I X C Y X B L N I O C R V E E S
 S L X D R G H I J Y H H T R B F Y P S N
 C B N M C J Q S F E D U L X N G I A P Z
 G O F N L I N S T I N C T S T Q N R O V
 V D O T E G O L P U I J N O X T N T N X
 R Y U X B H C W R C P I J C O R O S S M
 E S P S T F E Z A P R I V A C Y C M I T
 S A C P N I W T T V A N R I B K E J B Y
 P F O S A F G M V K Y D T G K N N I L S
 E E F Z T P N B E M O M E R A J T A E S
 C T B G V B L M S P G J L P R O T E C T
 T Y E A U T O N O M Y K L R X L B X T P
 V T I U H Q C E A Y A Z D I S E Y Y L V

**W
O
R
D
S
E
A
R
C
H****Find the words in CAPITAL LETTERS**

BODY SAFETY is a set of lessons and rules to help make sure all children are treated with **RESPECT**.

Your **PRIVATE PARTS** are the parts of your body covered by a bathing suit. All people should have **PRIVACY** when getting dressed or using the bathroom. We exercise **EMPATHY** when we respect other people's rights and care about them by thinking and valuing how they feel.

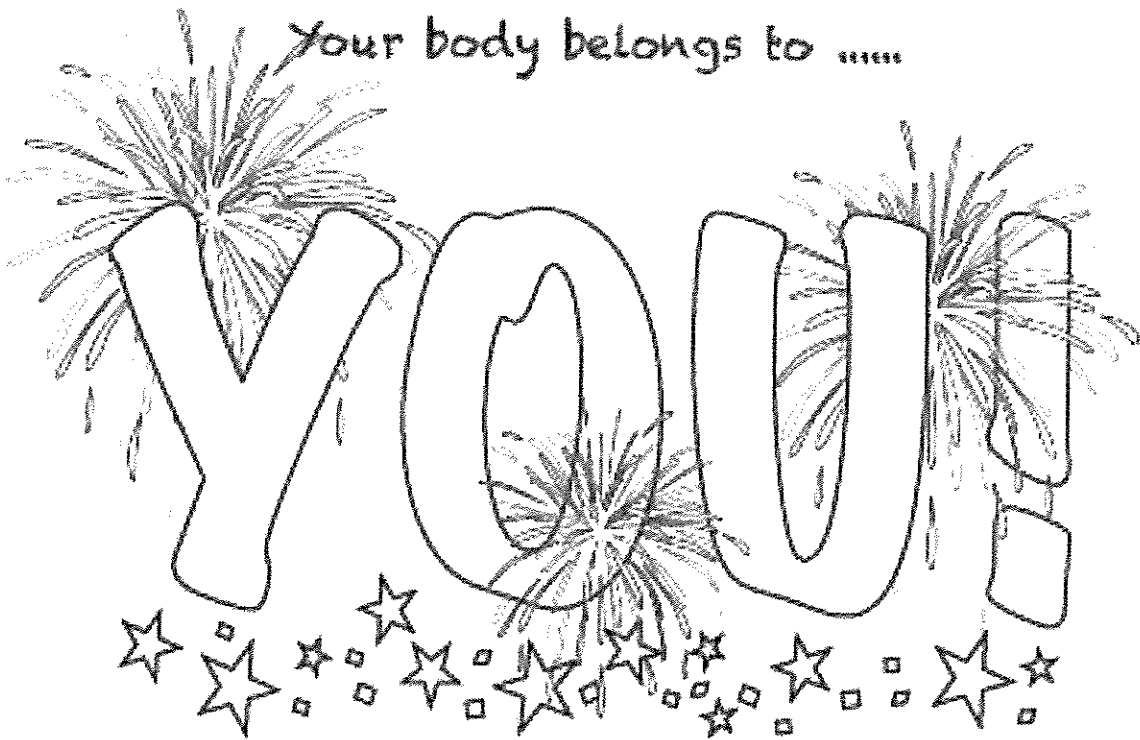
CONSENT is a word that means you have the right to give permission when it comes to how you are being touched. You are the Boss of you Body which means you have **AUTONOMY** - or control over your own body. You have a right to say "NO" to unwanted touches, like hugs and tickles.

Sometimes our body may feel nervous, scared, or uneasy about a person or situation - this is called our **INSTINCTS** and it's our body's way of telling us to pay attention, that we may not be safe. It's always a good idea to listen to our instincts.

Having a **NO SECRETS** rule at home is a good idea because no one should ask a child to keep a secret, even if it's small or happy. Surprises are okay because they are only kept quiet for a short time and then are shared with others.

Children are **INNOCENT** which means you are never to blame if someone breaks a body safety rule. Your **SAFETY CIRCLE** is a group of adults who know about body safety and are prepared to **PROTECT** you. It's important and never too late to **TELL** if a rule is broken, adults are **RESPONSIBLE** for helping keep children safe.

Copyright The Mama Bear Effect 2021



April is National Child Abuse Prevention Month



my happiest day...

#pictureabrighterfuture

First Name: _____

Age: _____

